

TECHNICAL SPECIFICATIONS

ID3.115-96

Product Group:
System Type:

Installation Group
2-Way, 1.4" x 15", 90°x60°

FEATURES & ADVANCES

- Rotatable Waveguide
- 3.0" Diaphragm Compression Driver
- 14 Reinforced 3/8-16 threaded hang points
- Third-party mounting locations on 4 sides
- U-Bracket factory hardware available
- Flush Mount Wrap-Around Grill

PRODUCT DESCRIPTION

The ID3.115-96 is a two-way, full range loudspeaker, designed specifically for permanent installations. It is comprised of the McCauley 77105 15" cone driver and a 3.0" diaphragm compression driver mounted to a rotatable 90° x 60° waveguide.

The 77105 features a large 4" aluminum voice coil to improve power handling, an FEA optimized, field serviceable ferrite magnet structure, and a lightweight hybrid paper composite cone. The new cone body balances high stiffness, to keep breakup modes above the crossover frequency, with the internal damping that is inherent to paper cone loudspeakers.

The coupling of the cone driver and high frequency waveguide has been specially engineered to produce a rich and fully balanced sound from 50 Hz to 18 kHz. The ID3.115-96 is available in either a bi-amplified or passive configuration and features a versatile rigging system.

MOUNTING & RIGGING

Mounting locations are distributed across 5 surfaces of the enclosure. Omni-mount™ compatible locations are available on 4 sides of the enclosure, while an additional 14 reinforced 3/8-16 threaded locations are available for other mounting options. iDESIGN iDB™ Series array frames are available to facilitate assembly and suspension of multiple modules as a single cluster. iDESIGN iDB™ Series U-bracket hardware is also available for single unit wall and ceiling mount installation.



APPLICATIONS

- Houses of Worship
- Performing Arts Centers
- Dance Clubs
- Theme Parks
- Auditoriums
- Theatrical Sound Design
- Live Clubs
- Sports Facilities

CONSTRUCTION

The enclosure is constructed of 18mm 13-ply void-free birch plywood and is coated with a weather and wear resistant ProCoat™ polyurea hybrid finish. Loudspeaker components are protected by a flush mounted, wrap-around perforated steel grill lined with acoustically transparent foam. The grill and rigging components are weather protected with a heat cured epoxy powder coat finish.

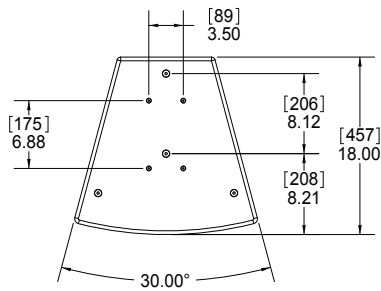
PERFORMANCE PARAMETERS

System Type	90°x60°, 2-Way, Full Range
Frequency Response	47Hz - 20kHz
-10dB	50Hz - 18kHz
+/- 3dB	
Sensitivity	
Passive	100dB @ 2.83V 1 m
LF	100dB @ 2.83V 1 m
HF	107dB @ 2.83V 1 m
Maximum SPL	(cont. / peak)
Passive	126dB / 132dB
LF	126dB / 132dB
HF	129dB / 135dB
Crossover Data	1100Hz @ 24dB per octave
Power Ratings	
Passive - AES	475w @ 8Ω
LF - AES	400w @ 8Ω
HF - AES	75w @ 8Ω
Passive - Program	950w @ 8Ω
LF - Program	800w @ 8Ω
HF - Program	150w @ 8Ω

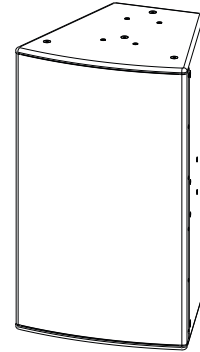
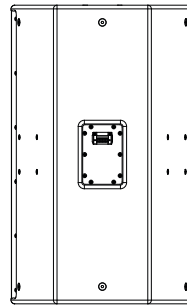
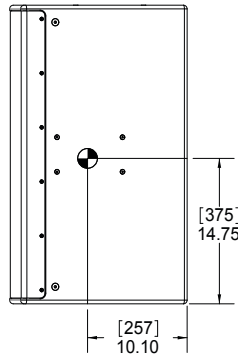
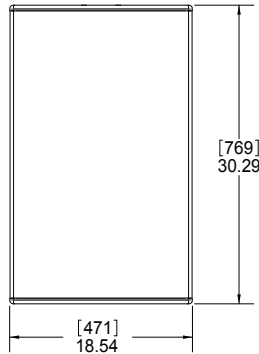
PHYSICAL PROPERTIES

Weight	84lbs / 38.1kgs
Dimensions	
inches	30.3 H x 18.5 W x 18.0 D
centimeters	76.9 H x 47.0 W x 45.7 D
Enclosure Material	18mm 13-ply Birch Laminate
Suspension	(14) 3/8-16 reinforced hang points (4) Third-party compatible mounting locations (3) Horizontal U-Bracket mounting locations (1) Vertical U-Bracket mounting location
Finish	Procoat™ Polyurea-Hybrid Weatherproofing (Black is standard, White and / or Custom Colors Available)
Transducers	(1) 77105-8 15" LF Transducer (1) 3" Diaphragm, 1.4" Exit Compression Driver
Connectors	Pheonix PC_4-4-ST-7.62 4-Position Accepts up to 10AWG Bare or Dual 12AWG Feruled
Compatible Array Frames	IDB.55-AF, IDB.525-AF, IDB.252-AF, IDB.55-AF (for building clusters)
Compatible U-Brackets	IDB.115-H, IDB.115-V (for deploying individually)

DIMENSIONAL ILLUSTRATIONS



Attachment points for 3rd Party Accessories
 Top and Bottom
 Allen Products MM-120-BTM
 OmniMount 60.0 Series
 Sides
 OmniMount 60.0 Series
 Allen Products MM-120-BT



NOTES:

- A. CABINET WEIGHT 83LBS [37.8 KG]
 B. SHIPPING WEIGHT 91LBS [41.4 KG]

ARCHITECTS AND ENGINEERS SPECIFICATIONS

The two-way full range loudspeaker system shall incorporate one (1) McCauley 77105-8, 4" (102 mm) voice coil, 15" (381 mm) diameter LF transducer, and one (1), 1.4" (36 mm) exit, 3" (76 mm) diaphragm compression driver HF transducer. The LF driver shall be mounted in an optimally vented enclosure tuned for maximum low frequency response with vent area of such size that distortion is minimized at the rated continuous power. The high frequency transducer shall be mounted to a true constant directivity acoustic horn with a nominal horizontal coverage pattern of 90°. The vertical coverage pattern of the horn shall be 60° and shall also provide true constant directivity. The HF horn shall feature a square mounting flange, allowing the horn to be rotated by 90°.

The system frequency response shall vary no more than ±3 dB from 50 Hz to 18 kHz measured on axis. The low frequency transducer shall produce a Sound Pressure Level (SPL) of 100 dB SPL at a distance of 1 meter with an electrical power input of 2.83 Vrms, and shall be capable of producing a maximum peak output of 132 dB SPL on axis at 1 meter. The high frequency transducer shall produce a SPL of 107 dB SPL on axis at 1 meter with an electrical power input of 2.83 Vrms, and shall be capable of producing a peak output of 135 dB SPL on axis at 1 meter.

The low frequency transducer shall handle 400W of amplifier power (per AES ref Standard AES2-2012) and shall have a nominal impedance of 8.0 Ohms. The high frequency transducer shall handle 75W of amplifier power (per AES ref Standard AES2-2012) and shall have a nominal impedance of 8.0 Ohms.

The loudspeaker enclosure shall have a maximum weight of 84 lbs. (38.1 kg) and shall measure 18.54" (470 mm) wide at front, 9.21" (234 mm) in width at rear, 30.29" (769 mm) in height, and 18.0" (457 mm) in depth. The enclosure sides shall taper at 15° from a maximum frontal width, narrowing to the rear. The structure of the enclosure shall be constructed of 18mm, 13-ply void-free birch hardwood plywood, and shall have a weather and wear resistant ProCoat(tm) polyurea hybrid finish.

The input connection shall be, one (1) 4-Position, 20A rated, Phoenix PC_4-4-ST-7.62, which accepts single bare wires up to 10AWG or dual 12AWG wires with a ferule. Pins (1+, 1-) shall be wired to the LF transducer, while pins (2+, 2-) shall be wired to the HF transducer. When configured with a passive network, pins (1+, 1-) shall be in parallel with (2+, 2-).

A total of fourteen 3/8"-18 UNC threaded mounting/suspension points (four on top, four on bottom, two per side and two rear) shall be provided. Four additional mounting points shall be provided on the top, bottom, and each side configured to accept an Omnimount™ Series 120 brackets or other third party hardware.

Components in the front of the enclosure are to be protected by a curved grill made from perforated steel that is coated with heat cured epoxy powder, and lined with acoustically transparent foam.

The 2-way full range loudspeaker shall be the McCauley Sound model ID3.115-96.